









<b>WARD</b>	<b>MARGARET DUNCOMBE</b>					
<b>GREEN</b>		Staffing meets planned requirement				
<b>AMBER</b>		Staffing does not meet planned requirement but care is safe				
<b>RED</b>		Staffing does not meet planned requirement and the senior nurse has been informed				
<b>MONTH</b>	<b>MAY</b>	<b>When amber or red rationale to be provided below</b>				
		1	2			
		3	4			
		5	6			
	7	8	9	10	11	12
	13	14	15	16	17	18
	19	20	21	22	23	24
			25	26		
			27	28		
			29	30	31	
	<b>Date</b>	<b>Planned staff</b>		<b>Actual staff</b>		<b>Rationale if amber or red</b>
	RN	HCA	RN	HCA		
1	5	1	5	1		
2	6	2	6	2		
3	5	2	5	2		
4	4	1	4	1		
5	3	1	3	1		
6	4	2	5	2		
7	6	2	6	2		
8	3	2	3	2		
9	3	2	3	2		
10	3	2	3	2		
11	3	2	3	2		
12	4	2	4	2		
13	5	2	5	2		
14	4	2	5	2		
15	3	2	3	2		
16	3	1	3	1		
17	4	2	5	3		
18	4	2	3	2		
19	3	1	3	1		
20	3	0	3	1		
21	5	2	5	1	unable to cover HCA shift, ward safe	
22	4	2	4	2		
23	5	2	5	2		
24	4	2	6	2		
25	4	2	4	2		
26	3	2	3	2		
27	3	2	3	2		
28	3	2	3	2		
29	5	2	5	2		
30	4	3	4	2	unable to cover HCA shift, ward safe	
31	3	1	3	1		
<b>MD DAY</b>	121	55	125	55		
<b>HOURS</b>	1391.5	632.5	1438	633		
<b>Percentage Achieved</b>			103.3	100		

**WARD MARGARET DUNCOMBE**





<b>GREEN</b>		Staffing meets planned requirement
<b>AMBER</b>		Staffing does not meet planned requirement but care is safe
<b>RED</b>		Staffing does not meet planned requirement and the senior nurse has been informed

MONTH **MAY** **When amber or red rationale to be provided below**




		1	2		
		3	4		
		5	6		
7	8	9	10	11	12
13	14	15	16	17	18
19	20	21	22	23	24
		25	26		
		27	28		
		29	30	31	

Date	Planned staff		Actual staff		Rationale if amber or red
	RN	HCA	RN	HCA	
1	4	1	4	1	
2	4	1	4	1	
3	4	1	4	1	
4	2	1	2	1	
5	2	1	2	1	
6	4	1	4	1	
7	4	1	4	1	
8	4	1	4	1	
9	4	2	4	2	
10	2	1	2	1	
11	2	1	3	1	
12	3	1	2	1	
13	2	1	2	1	
14	4	1	4	1	
15	3	2	2	2	
16	4	1	4	1	
17	3	1	2	1	only 10 inpatients
18	3	1	2	1	only 12 inpatients
19	3	1	3	1	
20	5	0	5	0	
21	4	1	4	1	
22	4	1	4	1	
23	3	2	3	2	
24	2	1	2	1	ONLY 10 inpatients
25	3	1	3	1	
26	2	1	2	0	only 12 inpatients, No step down
27	2	1	2	1	
28	2	1	2	1	
29	3	1	3	1	
30	3	2	3	2	
31	3	1	2	1	13 pt no SDU pt safe staffing


<b>MD NT</b>	97	34	93	33
<b>HOURS</b>	<b>1115.5</b>	<b>391</b>	<b>1070</b>	<b>380</b>
<b>Percentage Achieved</b>		<b>95.88</b>	<b>97.1</b>	

<b>WARD</b>	<b>ROSS TILLEY</b>					
<b>GREEN</b>		Staffing meets planned requirement				
<b>AMBER</b>		Staffing does not meet planned requirement but care is safe				
<b>RED</b>		Staffing does not meet planned requirement and the senior nurse has been informed				
<b>MONTH</b>	<b>MAY</b>	<b>When amber or red rationale to be provided below</b>				
		1	2			
		3	4			
		5	6			
7	8	9	10	11	12	
13	14	15	16	17	18	
19	20	21	22	23	24	
		25	26			
		27	28			
		29	30	31		
<b>Date</b>	<b>Planned staff</b>		<b>Actual staff</b>		<b>Rationale if amber or red</b>	
	RN	HCA	RN	HCA		
1	3	1	3	1		
2	3	2	3	2		
3	3	2	3	2		
4	2	1	2	1		
5	3	1	3	1		
6	4	3	3	3	staff sickness	
7	3	2	3	2		
8	4	2	4	2		
9	4	2	4	2		
10	4	1	4	1		
11	4	1	4	1		
12	4	2	4	2		
13	4	2	4	1	1 x HCA shift not covered	
14	4	2	4	1	x1 hca shift not covered	
15	3	2	3	2		
16	4	2	4	2		
17	4	3	4	1	hca shift not covered	
18	4	2	4	1	hca shift not covered	
19	4	2	4	2		
20	4	2	4	2		
21	5	2	4	2	1 trained covering discharge	
22	4	2	4	2		
23	4	2	4	2		
24	5	2	5	1		
25	5	2	4	1	12 patient only safe staffing	
26	4	2	4	2		
27	4	3	4	3		
28	4	2	4	2		
29	3	2	3	2		
30	4	3	4	2	hca shift not covered	
31	3	1	3	1		
<b>RT DAY</b>	117	60	114	52		
<b>HOURS</b>	<b>1345.5</b>	<b>690</b>	<b>1311</b>	<b>598</b>		
<b>Percentage Achieved</b>			<b>97.44</b>	<b>86.7</b>		

**WARD ROSS TILLEY**





<b>GREEN</b>		Staffing meets planned requirement
<b>AMBER</b>		Staffing does not meet planned requirement but care is safe
<b>RED</b>		Staffing does not meet planned requirement and the senior nurse has been informed

MONTH **MAY** **When amber or red rationale to be provided below**




		1	2		
		3	4		
		5	6		
7	8	9	10	11	12
13	14	15	16	17	18
19	20	21	22	23	24
		25	26		
		27	28		
		29	30	31	

Date	Planned staff		Actual staff		Rationale if amber or red
	RN	HCA	RN	HCA	
1	3	1	2	1	sickness- (17 pts inc 2 corneo on 1/4 drops) therefore sdu nurse moved to back fill
2	3	1	3	1	
3	2	1	2	1	
4	2	1	2	1	
5	3	1	3	1	
6	3	1	3	1	
7	3	1	3	1	
8	3	1	3	1	
9	3	1	3	1	
10	3	1	3	1	
11	3	1	2	1	ward has nine inpatients.
12	3	1	2	1	13pts
13	3	0	3	0	hca not covered
14	3	1	3	1	
15	4	2	4	2	
16	3	1	3	1	
17	3	1	2	1	14pts
18	3	1	3	1	
19	4	2	4	2	
20	3	1	3	1	
21	4	1	4	1	
22	3	1	3	1	
23	4	2	4	2	
24	3	1	3	1	
25	2	1	2	1	
26	3	1	2	1	pt number 14, ITU support. Agency DNA
27	3	1	3	1	
28	3	1	4	1	
29	3	1	3	1	
30	3	1	3	1	
31	3	1	3	0	12 pt. safe staffing
<b>RT NT</b>	94	33	90	32	
<b>HOURS</b>	<b>1081</b>	<b>379.5</b>	<b>1035</b>	<b>368</b>	
<b>Percentage Achieved</b>			<b>95.74</b>	<b>97</b>	




<b>WARD</b>	<b>PEANUT</b>					
<b>GREEN</b>		Staffing meets planned requirement				
<b>AMBER</b>		Staffing does not meet planned requirement but care is safe				
<b>RED</b>		Staffing does not meet planned requirement and the senior nurse has been informed				
<b>MONTH</b>	<b>MAY</b>	<b>When amber or red rationale to be provided below</b>				
		1	2			
		3	4			
		5	6			
	7	8	9	10	11	12
	13	14	15	16	17	18
	19	20	21	22	23	24
			25	26		
			27	28		
			29	30	31	
	<b>Date</b>	<b>Planned staff</b>		<b>Actual staff</b>		<b>Rationale if amber or red</b>
	RN	HCA	RN	HCA		
1	3	1	3	1		
2	3	1	3	1		
3	2	2	2	2		
4	2	1	2	1		
5	2	1	3	0		
6	3	1	3	1		
7	3	1	3	1		
8	2	1	2	1		
9	3	2	3	2		
10	2	1	2	1		
11	2	1	2	1		
12	3	1	3	1		
13	3	1	3	0	no HCA but only 4 patients	
14	3	1	3	1		
15	3	0	2	0		
16	3	1	2	1		
17	3	1	3	1		
18	3	1	2	1	1 inpatient	
19	1	2	1	2		
20	3	1	3	1		
21	3	1	3	1		
22	3	1	2	1	ward manager to help on ward	
23	3	1	2	2	extra HCA to cover Tr, ward safe	
24	2	2	1	2	PAU to help	
25	3	2	3	2		
26	2	0	2	0	pau staff to assist am	
27	3	1	3	1		
28	3	1	2	1	one went home sick at 11:00	
29	3	1	3	1		
30	3	2	4	2		
31	2	2	2	2		
<b>PN DAY</b>	82	36	77	35		
<b>HOURS</b>	<b>984</b>	<b>432</b>	<b>924</b>	<b>420</b>		
<b>Percentage Achieved</b>			<b>93.9</b>	<b>97.2</b>		

**WARD PEANUT**





<b>GREEN</b>		Staffing meets planned requirement
<b>AMBER</b>		Staffing does not meet planned requirement but care is safe
<b>RED</b>		Staffing does not meet planned requirement and the senior nurse has been informed

**MONTH MAY** **When amber or red rationale to be provided below**

	1	2			
	3	4			
	5	6			
7	8	9	10	11	12
13	14	15	16	17	18
19	20	21	22	23	24
		25	26		
		27	28		
		29	30	31	




Date	Planned staff		Actual staff		Rationale if amber or red
	RN	HCA	RN	HCA	
1	2	0	2	0	
2	2	0	2	0	
3	2	0	2	0	
4	2	0	2	0	
5	2	0	2	0	
6	2	0	2	0	
7	2	0	2	0	
8	2	0	1	0	No in patient
9	2	0	2	0	
10	2	0	2	0	
11	2	0	2	0	
12	2	0	2	0	
13	2	0	2	0	
14	2	0	2	0	
15	2	0	2	0	
16	2	0	2	0	
17	2	0	2	0	
18	2	0	2	0	
19	2	0	2	0	
20	2	0	2	0	
21	2	0	2	0	
22	2	0	2	0	
23	2	0	2	0	
24	2	0	2	0	
25	2	0	2	0	
26	2	0	2	0	
27	2	0	2	0	
28	2	0	2	0	
29	2	0	2	0	
30	2	0	2	0	
31	2	0	2	0	nurse moved from the burns unit to support

<b>PN NT</b>	62	0	61	0			
<b>HOURS</b>	<b>744</b>	<b>0</b>	<b>732</b>	<b>0</b>			
<b>Percentage Achieved</b>			<b>98.39</b>	<b>0</b>			

WARD		BURNS UNIT							
GREEN		Staffing meets planned requirement							
AMBER		Staffing does not meet planned requirement but care is safe							
RED		Staffing does not meet planned requirement and the senior nurse has been informed							
MONTH	MAY	<b>When amber or red rationale to be provided below</b>							
		1	2						
		3	4						
		5	6						
	7	8	9	10	11	12			
	13	14	15	16	17	18			
	19	20	21	22	23	24			
			25	26					
			27	28					
			29	30	31				
	Date	Planned staff		Actual staff		Rationale if amber or red			
	RN	HCA	RN	HCA					
1	3	1	3	1					
2	3	1	3	1					
3	3	1	3	1					
4	3	1	2	1	Using itu staff to support as necessary				
5	3	1	3	1					
6	4	1	2	1	staff sickness- itu to support+ manager in scrubs				
7	3	1	3	1					
8	3	1	3	1					
9	3	1	3	1					
10	3	1	3	1					
11	3	0	2	1	only 2 inpatients				
12	2	1	2	1					
13	2	2	2	2					
14	2	2	2	2	1 HCA helped on C-Wing				
15	2	1	2	1					
16	2	0	2	0	only x2 patients so safe				
17	2	2	2	2					
18	2	1	2	1					
19	2	0	2	0					
20	3	1	3	1					
21	2	1	2	1	only 2 inpatients & 1 rehab				
22	2	1	2	1					
23	3	1	3	1					
24	2	1	2	1					
25	2	1	2	0	only 2 patient ITU helping				
26	3	1	3	1					
27	3	1	3	1					
28	3	1	2	1	only 2 self caring patients + 1 RMN				
29	2	2	2	2					
30	3	1	2	2	2 patients ward safe				
31	2	0	2	0					
<b>BC DAY</b>	80	31	74	32					
<b>HOURS</b>	<b>960</b>	<b>372</b>	<b>888</b>	<b>384</b>					
<b>Percentage Achieved</b>			<b>92.5</b>	<b>103</b>					




## WARD BURNS UNIT

<b>GREEN</b>		Staffing meets planned requirement
<b>AMBER</b>		Staffing does not meet planned requirement but care is safe
<b>RED</b>		Staffing does not meet planned requirement and the senior nurse has been informed





MONTH **MAY**

When amber or red rationale to be provided below




		1	2		
		3	4		
		5	6		
7	8	9	10	11	12
13	14	15	16	17	18
19	20	21	22	23	24
		25	26		
		27	28		
		29	30	31	

Date	Planned staff		Actual staff		Rationale if amber or red
	RN	HCA	RN	HCA	
1	2	1	2	1	
2	2	0	2	0	
3	2		2	0	
4	2	0	2	0	
5	2	0	2	0	
6	2	0	2	0	
7	2	1	2	0	
8	2	1	2	1	
9	2	1	2	1	
10	2	0	2	0	
11	2	0	2	0	
12	2	0	2	0	
13	2	0	2	0	
14	2	1	2	1	
15	2	1	2	1	
16	2	1	2	1	
17	2	2	2	2	
18	2	0	2	0	
19	1	0	1	0	x1 patient on ward x1 rehab Site practitioner based on burns
20	2	0	2	0	x1 patient on ward x1 rehab
21	1	1	1	1	
22	1	1	1	1	
23	2	0	2	0	
24	2	0	2	0	
25	2	0	2	0	
26	2	0	2	0	
27	2	0	2	0	
28	2	1	2	1	
29	1	1	1	1	itu assisting
30	2	1	2	1	
31	2	0	1	0	2 pt, ITU staff to support
<b>BC NT</b>	58	14	57	13	
<b>HOURS</b>	<b>696</b>	<b>168</b>	<b>684</b>	<b>156</b>	
<b>Percentage Achieved</b>			<b>98.28</b>	<b>92.9</b>	




WARD		BURNS ITU					
GREEN		Staffing meets planned requirement					
AMBER		Staffing does not meet planned requirement but care is safe					
RED		Staffing does not meet planned requirement and the senior nurse has been informed					
MONTH	MAY	<b>When amber or red rationale to be provided below</b>					
		1	2				
		3	4				
		5	6				
	7	8	9	10	11	12	
	13	14	15	16	17	18	
	19	20	21	22	23	24	
			25	26			
			27	28			
			29	30	31		
	<b>Date</b>	<b>Planned staff</b>		<b>Actual staff</b>		<b>Rationale if amber or red</b>	
	RN	HCA	RN	HCA			
1	2	1	2	1			
2	2	1	2	1			
3	2	2	2	2			
4	2	2	2	2			
5	2	0	2	0			
6	2	1	2	1	x1 pt (hdu)+ itu to assist ward		
7	3	1	3	1			
8	3	0	3	0			
9	4	0	4	0			
10	4	0	4	0			
11	3	0	3	0			
12	2	1	2	1			
13	3	0	2	0	1 Tr on call, to cover staff sickness		
14	3	0	2	1	1 Tr on sick leave		
15	3	0	3	0			
16	3	2	2	1	covering outreach am.		
17	3	1	3	1			
18	3	1	2	0	no patients, helping of the ward		
19	3	1	3	1			
20	2	2	2	2			
21	2	2	2	2			
22	2	0	2	0			
23	2	0	2	0	no ITU pts, helping on ward & EBAC		
24	2	1	2	1	staff helping ward		
25	2	0	2	0	staff helping ward		
26	2	0	2	0			
27	1	0	1	0	On call		
28	2	0	2	0			
29	2	0	2	0			
30	2	0	2	0	no pts		
31	2	0	1	0	no pt, 1 staff o/c if required		
<b>ITU DAY</b>	75	19	70	18			
<b>HOURS</b>	<b>900</b>	<b>228</b>	<b>840</b>	<b>216</b>			
<b>Percentage Achieved</b>			<b>93.33</b>	<b>94.7</b>			

## WARD BURNS ITU

<b>GREEN</b>		Staffing meets planned requirement
<b>AMBER</b>		Staffing does not meet planned requirement but care is safe
<b>RED</b>		Staffing does not meet planned requirement and the senior nurse has been informed

MONTH **MAY** **When amber or red rationale to be provided below**

		1	2		
		3	4		
		5	6		
7	8	9	10	11	12
13	14	15	16	17	18
19	20	21	22	23	24
		25	26		
		27	28		
		29	30	31	

Date	Planned staff		Actual staff		Rationale if amber or red
	RN	HCA	RN	HCA	
1	3	0	3	0	third ITU nurse moved to SDU to free up nurse to cover RTW.
2	3	0	2	0	safe staff 1 pt in ITU
3	2	0	2	0	
4	2	0	2	0	
5	2	0	2	0	
6	3	0	3	0	
7	3	0	3	0	HCA helping from ward
8	3	0	4	0	covering outreach
9	5	0	5	0	
10	3	0	3	0	ITU covering Outreach bleep
11	3	0	3	0	
12	3	0	3	0	
13	3	0	3	0	
14	3	0	3	0	
15	4	0	4	0	
16	3	0	3	0	
17	3	0	3	0	
18	3	0	2	0	no patients, helping on the ward
19	2	0	2	0	
20	2	0	2	0	
21	1	0	1	0	No patients. Site practitioner to assist if admission
22	2	0	2	0	
23	2	0	2	0	
24	3	0	3	0	covering outreach
25	1	0	1	0	No Pts. Site Prac to assist if admission
26	3	0	1	0	One on call No PT
27	1	0	1	0	one pt at night
28	2	0	2	0	
29	2	0	2	0	
30	2	0	2	0	
31	2	0	2	0	no pt staff to help burns ward +Outreach bleep
<b>ITU NT</b>	79	0	76	0	
<b>HOURS</b>	<b>948</b>	<b>0</b>	<b>912</b>	<b>0</b>	
<b>Percentage Achieved</b>			<b>96.2</b>	<b>0</b>	