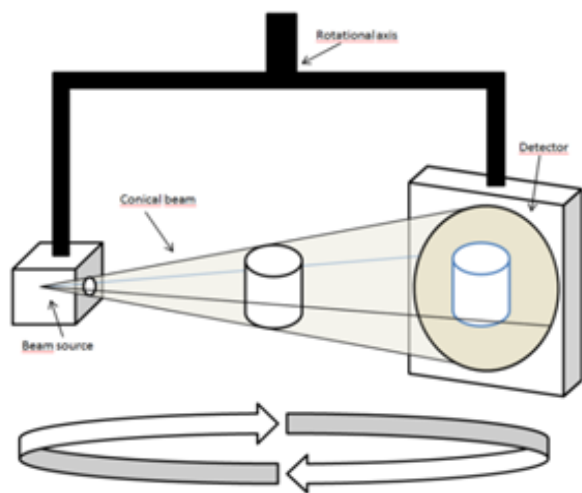


About the service

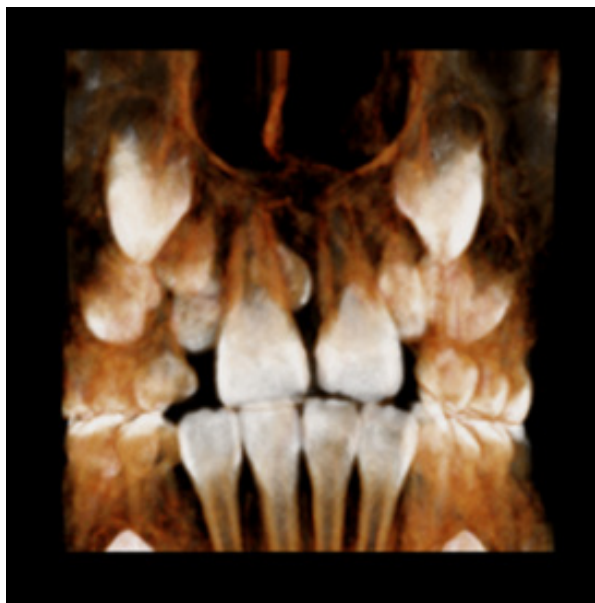
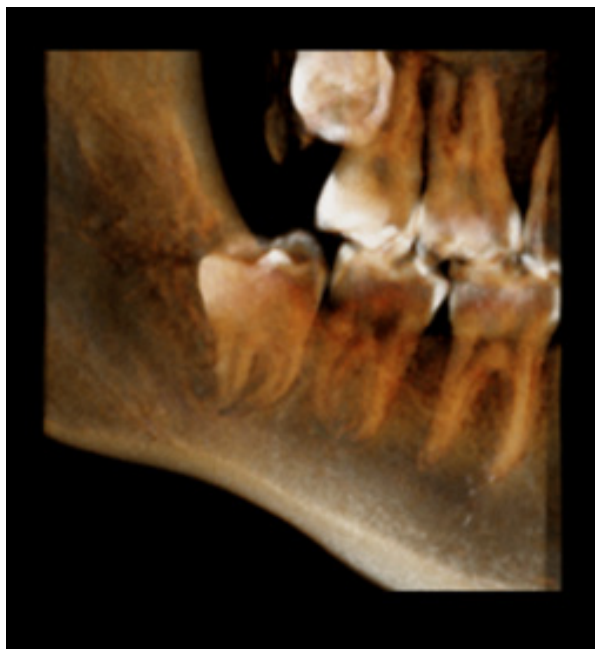
The cone beam service at Queen Victoria Hospital is available from 8.45am to 4.30pm Monday to Friday. At QVH this scanner is used for dental/ facial fractures and dental assessment.

Principle of cone beam

Our cone beam CT machine uses x-rays and computed tomography where the x-rays form a cone. As the scanner rotates around the body part being imaged. X-rays pass through, become weakened and these weakened x-rays are absorbed by the detector.



The detector converts these into approximately 300-600 images. The images are then re-constructed so that the anatomical data can be visualised in many different planes (from top to bottom, side to side, front to back and in 3D).



The radiation dose for these kinds of scans is much lower than that of a conventional CT.

How long will the scan take?

Once you are in a satisfactory position, the scan takes about 90 seconds. Processing of the images takes longer and you will be asked to sit in the waiting area for about 10 minutes until this is complete.

Is this scan suitable for everyone?

This scan relies on patients being very still so may not be suitable for small children or those who are unable to keep still. Generally, no preparation is required other than removing jewellery, hearing aids or anything else that is metallic within the affected area.

X-rays are not generally recommended during pregnancy. Therefore, special consideration is given to patients who are or may be pregnant. Please speak to a member of staff in confidence if you think you may be pregnant.

Contact details

Should you have any further questions or queries, please do not hesitate to contact us.

Radiology Department
Tel: 01342 414249

Cone Beam CT (Computed Tomography)

Radiology Services at Queen Victoria Hospital

Please ask if you
would like this leaflet
in larger print or a
different format.

Radiology Dept
Issue 2 – Ref: no. 0595
Approved by Patient Information Group
Published February 2021 - Review February 2024

© Copyright QVH NHS Foundation Trust

qvh.nhs.uk

