

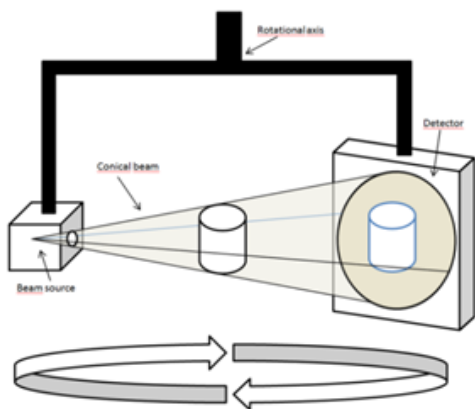
About the service

The Queen Victoria Hospital cone beam service is available from 8.45am to 4.30pm Monday to Friday. At QVH this scanner is used for facial fractures, dental assessment and hand trauma.

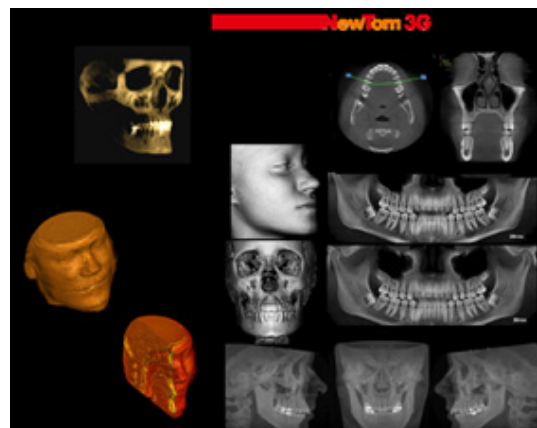
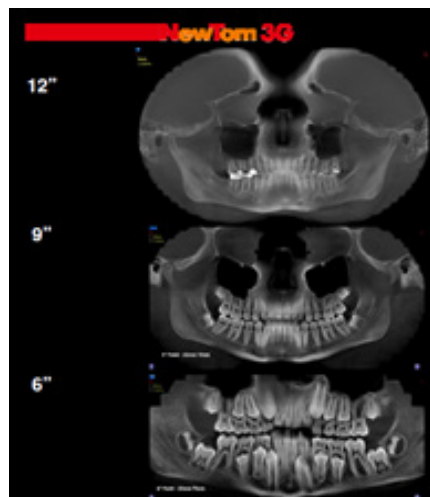
Please note that we do not currently have an on-site conventional CT service at QVH and we refer patients to off-site providers.

Principle of cone beam

Our cone beam CT machine uses x-rays and computed tomography where the x-rays form a cone. The scanner rotates around the body part being imaged. X-rays pass through the body part, become weakened and the weakened x-rays are absorbed by the detector.



The detector converts these into approximately 600 images. The images are then re-constructed into a digital volume which means that the anatomical data can be visualised in many anatomical planes (from top to bottom, side to side and front to back).



The radiation dose for these kinds of scans is much lower than that of a conventional CT.

How long will the scan take?

Once you are in a satisfactory position, the scan takes about 90 seconds (when scanning the face). Processing of the images takes longer and you will be asked to sit in the waiting area until this is complete. The process takes around 10 minutes.

Is this scan suitable for everyone?

This scan relies on patients being very still so may not be suitable for small children or those who are unable to cooperate. Generally, no preparation is required other than removing jewellery, hearing aids or anything removable that is metallic within the affected area.

X-rays are not generally recommended during pregnancy, therefore special consideration must be given to patients who are or may be pregnant. Please talk to a member of staff in confidence if you think you may be pregnant.

Contact details

Should you have any further questions or queries, please do not hesitate to contact us.

Feedback about this leaflet will be appreciated

Radiology Department

Tel: 01342 414249

Cone Beam CT (Computed Tomography)

**Radiology Services at
Queen Victoria Hospital**

Please ask if you
would like this leaflet
in larger print or a
different format.

Radiology Department
Issue 1 – Ref: no. 0595
Reviewed by Patient Information Group
Published December 2017 Review November 2020

© Copyright QVH NHS Foundation Trust
qvh.nhs.uk

